

# LESSON 28

# Ruth's Redemption




# Ruth's Redemption

## God Redeems His People.

Our Redeemer – the LORD of hosts is his  
name – is the Holy One of Israel.

*Isaiah 47:4*



## LESSON 28 - RUTH'S REDEMPTION



Listen to this audio for a more in-depth understanding of this lesson.

### **Lesson at a Glance**

Waffle Creek (5 minutes)  
Group Lesson (20 minutes)  
Group Prayer (5 minutes)  
Class Activities (10 minutes)

### **Waffle Creek Connection**

Ruth, Esther, and Jacob were amazed at the transformation. The broken bike from Lickety Split was fully transformed by the machine with the six gears! The bike now had a new home and was redeemed to its former glory. Similarly, today's Bible story is a story of redemption. Just like the machine with the six gears, God redeems his people!

### **Main Idea**

God Redeems His People.

### **Scripture Passage**

Ruth 1:15-18 (all students)  
Ruth 2:1-13 (older students)

### **Memory Verse**

Our Redeemer – the LORD of hosts is his name –  
is the Holy One of Israel. *Isaiah 47:4*

### **Gospel Connection**


The story of Ruth is a picture of a much larger story. Ruth is a demonstration that God does not forget his people or his plans. He is able to bring his people back to himself and to make them fruitful. He does this through the redeemer, Jesus Christ.

### **Background Information (for the instructor)**

- Ruth is the first book in the Writings.
- One of the major themes in the Writings is the faithfulness of God to his covenant promises.
- It is not known who wrote the book of Ruth or when the book was written. It is known, however, when the events described in Ruth took place. The events described in the book of Ruth took place “In the days when the judges ruled” (*Ruth 1:1*).
- The book of Ruth should bring great encouragement to Christians today who are, like the Jews in exile, living outside of God's good place. The book of Ruth demonstrates that God has been faithful to his people in the past and he has demonstrated his ability to bring his people back to his good place and bring them rest.
- The book of Ruth highlights the fact that God accepts people from every nation who do his will. Ruth should be deeply encouraging to Gentiles. The fact that Ruth is a Moabite – a people with a very questionable past (*see Genesis 19:30-38*) – demonstrates that God accepts people from all places and circumstances. God welcomes Gentiles (*like Ruth*) and is pleased to “cover them with his wings” so they might find “refuge” (*see Ruth 2:12*).

### **The Answers to the Crossword Puzzle on Page 14**

1. Glean
2. Bethlehem
3. Writings
4. Ruth
5. Naomi
6. David
7. Jesus



## WAFFLE CREEK

### The Broken Bike from Lickety Split

Esther stared at the purple and white bicycle.

"I can't believe it," she stammered. "Are you sure that's the same bike?"

"I'm pretty sure!" the man with the green cap laughed. "We haven't had any bikes like that around here before. They don't sell racing bikes like that in Waffle Creek."

Esther shook her head. "But this can't be the same bike those people from Lickety Split dropped off! That bike didn't work at all."

"Let's see if I can remember everything," Ruth said. "The chain was off, the wheels were bent, the spokes were twisted, the frame was cracked, and the gears didn't work." Ruth paused to catch her breath. "Did I miss anything?"

"You forgot about the seat." Jacob laughed. "It didn't have one. We all thought the broken bike from Lickety Split couldn't be saved."

"The broken bike from Lickety Split?" the man with the green cap asked.

"That's what you call this bike?"

"That's what we wrote on the white board when we were bringing things from the back room to the machine with six gears." Ruth said. She walked over to the white board and pointed at the words in big red letters. "It's the broken bike from Lickety Split."

Jacob nodded his head. "Most broken bike we've ever seen! And it just looks different from every other bike we have."

"It was all those things," the man with the Green Cap agreed. "But it's not those things now. For one thing, it's not broken anymore."

Esther stared at the strange racing bike from Lickety Split. "You're right. And it's not in Lickety Split anymore either. This bike's new home is in Waffle Creek."

Esther walked over to the white board and picked up the eraser. "This bike needs a new name."

She picked up the pen. "What should we call it?"





### **About the Illustration** (for the instructor)

The illustration on page five depicts Ruth and Naomi's journey to Bethlehem (*Ruth 1:19*).

### **Canon Connection**

Today's Bible story comes from the third section in Scripture. This section is called The Writings. This is the third gear on our machine.

What does the third gear do?

The third gear goes up.

### **Group Lesson**

Long ago, in the time of the Judges (*the time recorded in the book of Judges*), lived a woman named Naomi. Naomi had a husband whose name was Elimelech. And together they had two sons. Naomi's family lived in Israel, and were a part of God's chosen people. This meant that they were a part of the special promise that God gave to Abraham and his descendants many years before.

During this time there was a famine in the land of Israel. Do you remember what a famine is? A famine is when there isn't enough food or water to survive. People can get very sick and die when there is a famine! Naomi and her family chose to leave Israel to live in a place called Moab. In Moab they found plenty of food to eat and water to drink. Soon both of Naomi's sons met women from Moab to marry. Their names were Orpah and Ruth. Sadly, Naomi's husband and both of her sons soon died. This means that Naomi, Ruth, and Orpah were all left on their own without a husband to work and provide for them. Women in those days were not able to work and provide the way that women are able to work today. A woman's job was to care for the children and the home. How would Naomi and her two daughter-in-laws survive without anyone to provide for them? Naomi decided to move back to Israel to her hometown of Bethlehem. She urged Ruth and Orpah to return to their own families in Moab. After all, they were not from Bethlehem. If they returned to Moab they could live close to their families and start a fresh life. Orpah agreed and left Naomi and Ruth to return to her family. Ruth, however, had a different plan.

### **Read Ruth 1:15-18**







### **About the Illustration** (for the instructor)

The illustrations on page seven recount key events in the book of Ruth: Boaz and Ruth's first meeting (*top left*), Boaz instructing his workers to care for Ruth (*top right*), Ruth's bold step of obedience to Naomi (*bottom left*), and the redemption of Ruth through her marriage to Boaz (*bottom right*).

### **Group Lesson**

**Older students:** Read Ruth 2:1-13

**Younger students:** Naomi and Ruth's problems did not end when they arrived in Bethlehem. They still did not have any food or money! How would they survive? Ruth decided to go and glean in a nearby field. This means that Ruth would gather all of the leftover grain that the workers left behind during the harvest. These leftovers would be food for Naomi and Ruth. The field that Ruth chose to glean was owned by Naomi's relative. His name was Boaz. Boaz was a man that loved God and did what was right. When Boaz noticed Ruth gleaning in his field he told his workers to keep her safe and to leave behind extra grain for her to gather. Boaz was looking out for Ruth!

### **GROUP ACTIVITY** (younger students)

#### **RUTH GLEANS BOAZ'S FIELD**

Pages 9 and 10.

### **Group Lesson**

Naomi knew that Boaz was a good man and was taking special care of Ruth. But what Naomi did not know was that God had a special plan. A plan of redemption! God saw Naomi and Ruth's struggles and was about to redeem their stories. Naomi encouraged Ruth to go to Boaz and offer to be his wife. This was a very brave thing to do! What if this was something that Boaz did not want? Ruth went late at night and laid at Boaz's feet. When Boaz awoke he was surprised to find Ruth sleeping at his feet! Ruth asked Boaz to be

her redeemer. This means that Ruth asked for Boaz to marry her and to welcome Ruth and Naomi into his family. Not only would Ruth be his wife, but Boaz would take care of Naomi and Ruth. He would provide food, money, and a place to stay. Boaz wanted to care for Ruth. Soon, Boaz married Ruth and they started a family together! Boaz was Ruth's redeemer. Being Ruth's redeemer meant that Boaz would change Ruth's story! Ruth's situation was sad and scary. Boaz rescued Ruth from a horrible situation and gave her a new life of hope and love.

Ruth's redemption story was much bigger than her marriage to Boaz. Not only did God redeem her story, but his plan to bring the rescuer into the world would be carried out through Ruth descendants! Boaz and Ruth had a son named Obed. Obed had a son named Jesse. Jesse had a son named David. Does this name sound familiar? Ruth's great grandson was King David! Many, many years later an even greater rescuer would be born through the line of Ruth. This rescuer would be the one who crushed the head of the serpent. The rescuer that God's people were waiting for! His name is Jesus. Through Jesus, anyone who trusts in him is forgiven and redeemed. Those who are redeemed are forever in God's family. Just like the story of Ruth, Jesus rescues God's people from their hopeless situation of sin and shame and gives us a forever home with God. Jesus is our redeemer!

### **Classroom Discussion**

How did God redeem Ruth's story?

There were many signs of God's hand in protecting Ruth: Ruth's choice of field to glean (Boaz's field), the favor that Ruth received from Boaz, and the safety and provision for Ruth and Naomi. Ultimately, Ruth's story was redeemed through her marriage to Boaz.

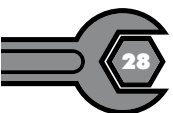
How is Ruth's story similar to the story of Christians today?

Just like Ruth, all of us need to be rescued. We all need a redeemer! Jesus Christ is the redeemer who saves all who put their trust in him.

### **GROUP ACTIVITY** (older students)

#### **GOD'S BIG PLAN**

Page 12.



## GROUP ACTIVITY (younger students)

### RUTH GLEANS BOAZ'S FIELD

This simple activity is a great way to explain what Ruth was doing in Boaz's field.

#### Materials

- Small strips of yellow and brown paper
- Stalks of wheat (*page 10*)
- Scissors


#### Directions

##### Prior to Instruction:

1. Copy and cut out as many stalks of wheat (*page 10*) as you would like to use in this activity.

##### During Instruction:

1. Spread out the stalks of wheat amongst your learning space.
2. Spread the small strips of yellow and brown paper amongst the stalks of wheat.
3. Choose one person to be Ruth and 2-4 people to be Boaz's harvesters.
4. Instruct the harvesters to gather the stalks of grain around the learning space. Similar to today's Bible story, direct Ruth to follow behind the harvesters and glean what was left behind (*small strips of yellow and brown paper*).
5. Repeat this activity until every student has participated.



## GROUP ACTIVITY (younger students)

### RUTH GLEANS BOAZ'S FIELD (NOODLE CRAFT)


This simple craft is a wonderful reminder of today's lesson.

#### Materials

- Small shell noodles (*uncooked*)
- Spaghetti noodles (*uncooked*)
- Isaiah 47:4 Bible verse tag (*page 11*)
- Scissors
- Glue
- Cardstock paper
- Coloring utensils

#### Directions

1. Give each student a piece of cardstock paper and coloring utensils.
2. Instruct students to color their piece of paper however they would like.
3. Using liquid glue, students can assemble 2-3 stalks of wheat on the center of their paper using the uncooked spaghetti noodles as the stalk and the uncooked small shell noodles as the spikes (*use the illustration below as a guide*).
4. Attach the Isaiah 47:4 Bible verse to the bottom of the page.
5. Set aside to dry.





**our Redeemer—  
the LORD of hosts is his name—  
is the HOLY one of Israel  
ISAIAH 47:4**

**our Redeemer—  
the LORD of hosts is his name—  
is the HOLY one of Israel  
ISAIAH 47:4**

**our Redeemer—  
the LORD of hosts is his name—  
is the HOLY one of Israel  
ISAIAH 47:4**

**our Redeemer—  
the LORD of hosts is his name—  
is the HOLY one of Israel  
ISAIAH 47:4**

**our Redeemer—  
the LORD of hosts is his name—  
is the HOLY one of Israel  
ISAIAH 47:4**

**our Redeemer—  
the LORD of hosts is his name—  
is the HOLY one of Israel  
ISAIAH 47:4**

**our Redeemer—  
the LORD of hosts is his name—  
is the HOLY one of Israel  
ISAIAH 47:4**

**our Redeemer—  
the LORD of hosts is his name—  
is the HOLY one of Israel  
ISAIAH 47:4**

**our Redeemer—  
the LORD of hosts is his name—  
is the HOLY one of Israel  
ISAIAH 47:4**

**our Redeemer—  
the LORD of hosts is his name—  
is the HOLY one of Israel  
ISAIAH 47:4**

**our Redeemer—  
the LORD of hosts is his name—  
is the HOLY one of Israel  
ISAIAH 47:4**

**our Redeemer—  
the LORD of hosts is his name—  
is the HOLY one of Israel  
ISAIAH 47:4**

**our Redeemer—  
the LORD of hosts is his name—  
is the HOLY one of Israel  
ISAIAH 47:4**

**our Redeemer—  
the LORD of hosts is his name—  
is the HOLY one of Israel  
ISAIAH 47:4**

**our Redeemer—  
the LORD of hosts is his name—  
is the HOLY one of Israel  
ISAIAH 47:4**

**our Redeemer—  
the LORD of hosts is his name—  
is the HOLY one of Israel  
ISAIAH 47:4**

**our Redeemer—  
the LORD of hosts is his name—  
is the HOLY one of Israel  
ISAIAH 47:4**

**our Redeemer—  
the LORD of hosts is his name—  
is the HOLY one of Israel  
ISAIAH 47:4**



BOAZ — RUTH  
OBED

1

2

27 GENERATIONS

JOSEPH

3

4

# THE FAMILY TREE OF GOD'S BIG PLAN

## Directions

Use a Bible and the Scripture references below to fill in the boxes of **GOD'S BIG PLAN**!

**BOX 1** Ruth 4:22

**BOX 2** Ruth 4:22

**BOX 3** Matthew 1:16

**BOX 4** Matthew 1:16



## GROUP ACTIVITY (older students)

### MY REDEMPTION STORY

This activity is a powerful and personal reminder that Jesus is the redeemer for all who are in God's family!

#### Materials

- Pencils
- Bible (*one for each student*)
- My Redemption Story worksheet (*page 13*)

#### Directions

1. Give each student the My Redemption Story worksheet, a Bible, and a pencil.
2. Read the directions on the My Redemption Story worksheet together.
3. Allow students to fill out their own redemption story using the My Redemption Story worksheet and their Bible. Help students as needed.
4. Allow time to share once students have completed their redemption story.

### MY REDEMPTION STORY

Directions: Use your Bible and the following prompts to fill in the blanks.

My name is \_\_\_\_\_. I am \_\_\_\_\_ years old, and I

live in \_\_\_\_\_. I believe God has rescued me

from my \_\_\_\_\_, and has welcomed me into his forever  
family. Like all people, I was once a sinner.

Through Jesus's \_\_\_\_\_ on the cross, my sin has

been forgiven. God has given me a new \_\_\_\_\_, and put

his \_\_\_\_\_ within me. This means that I am a \_\_\_\_\_

of the king of kings! I praise God that I have been redeemed!



# MY REDEMPTION STORY

*Directions: Use your Bible and the following prompts to fill in the blanks.*

My name is \_\_\_\_\_ I am \_\_\_\_\_ years old, and I  
NAME AGE

live in \_\_\_\_\_. I believe God has rescued me  
TOWN

from my \_\_\_\_\_, and has welcomed me into his forever  
ROMANS 3:23

family. Like all people, I was once a sinner.

Through Jesus's \_\_\_\_\_ on the cross, my sin has been  
ROMANS 5:8

forgiven. God has given me a new \_\_\_\_\_, and put his  
EZEKIEL 36:26


\_\_\_\_\_ within me. This means that I am a \_\_\_\_\_  
EZEKIEL 36:26 DAUGHTER / SON

of the King of kings! I praise God that I have been redeemed!



# BIG GEARS FOR LITTLE EARS RUTH'S REDEMPTION

CROSSWORD PUZZLE



## DOWN


1. The act of gathering the leftover grain that the harvesters left behind.
2. The birthplace of Naomi and her relatives.
3. The third section of Scripture.

## ACROSS

4. \_\_\_\_\_ left Moab to live with Naomi in Bethlehem.
5. Ruth's mother-in-law.
6. Boaz and Ruth's great-grandson.
7. The redeemer of all who are in God's



## RUTH'S REDEMPTION



our Redeemer – the LORD of hosts is his  
name – is the Holy one of Israel.

*Isaiah 47:4*



## LESSON 28

# Ruth's Redemption

### LESSON REVIEW

Ruth's redemption story was much bigger than her marriage to Boaz. Not only did God redeem her story, but his plan to bring the rescuer into the world would be carried out through Ruth descendants! Just like the story of Ruth, Jesus rescues God's people from their hopeless situation of sin and shame and gives us a forever home with God. Jesus is our redeemer!

### MAIN IDEA

God Redeems His People.

### MEMORY VERSE

*Our Redeemer— the LORD of hosts is his name— is the Holy One of Israel. Isaiah 47:4*

### DISCUSSION QUESTIONS

1. How did God redeem Ruth's story?
2. How is the story of Ruth's redemption similar to the redemption of all of those who are in God's family?
3. In what ways has God redeemed your life? How does this make you feel?



**HANDS to the PLOW**  
MINISTRIES

HANDSTOTHEPLOW.ORG

